


BOAT TEST

SEA RAY

220 Overnighter / MerCruiser 260



TEST REPORT

SEA RAY 220 OVERNIGHTER

MANUFACTURER:

SEA RAY BOATS, INC.
2600 SEA RAY BLVD.
KNOXVILLE, TN 37914

PRICE:*

List-f.o.b. factory \$26,836
Price as tested \$38,599
(Includes trailer)

*Price effective at time of writing and subject to change.

OPTIONAL POWER:

Outboard max to N/A
Sterndrive max to 260 hp
Jet max to N/A

ENGINE:

Make MerCruiser
HP 260
No. of cylinders 8
Displacement 350 cu. in.
Weight (5.7 liters)
Gas/oil ratio N/A
Fuel tank Built in
Fuel capacity 58 gal.
Full throttle rpm range 4200-4600
Prop. dia. & pitch 14½ x 17
Gear ratio 1.50:1

HULL:

Material fiberglass
Type deep-vee
Vee at transom 20 degrees
Lighting inland
Length overall 23' 8"
Hull length 22' 0"
Beam 8' 6"
Weight 3500 lbs. dry
Load capacity N/A lbs.

TRAILER:

(As supplied for test boat)

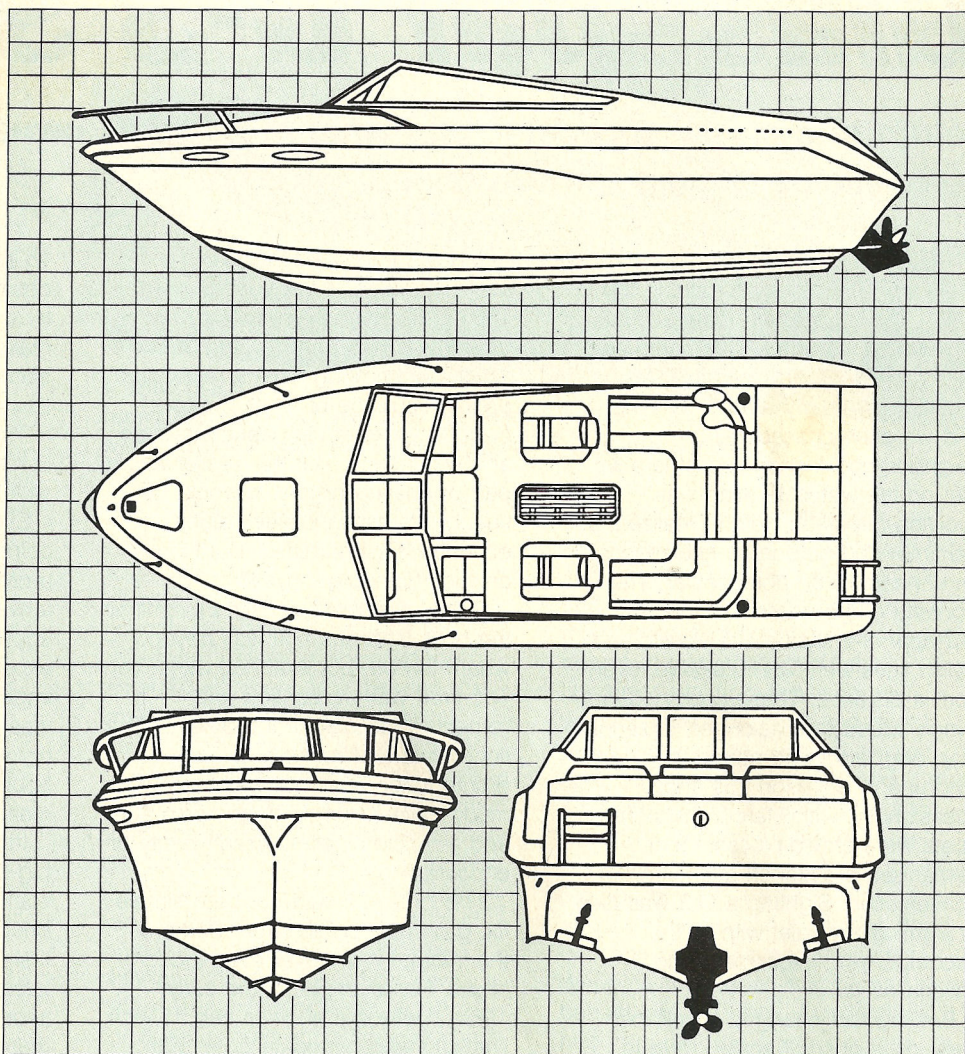
Trail-Rite
3100 W. Central Ave.
Santa Ana, CA 92704
GVWR 6000 lbs.

TOWING WEIGHT:

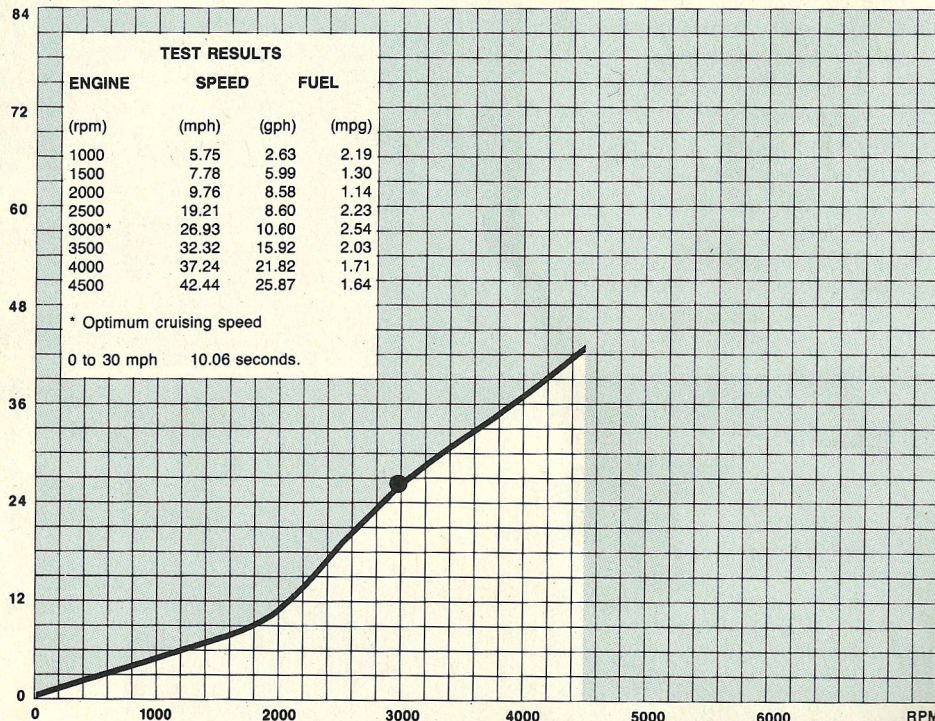
As tested 5280 lbs.

BOAT PROVIDED BY:

Hardin Sea Ray
11751 Westminster Ave.
Garden Grove, CA 92640






MPH (STATUTE)

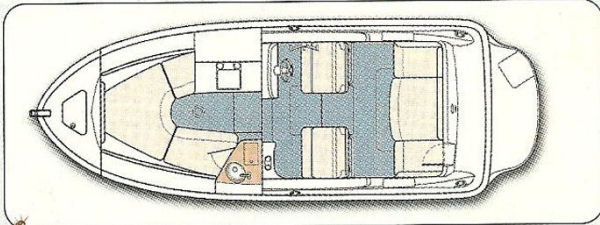


Sea Ray's 225 Weekender

Second

Home





SEA RAY 225 WEEKENDER

Base Price
 (w/o trailer):\$39,992
 Price as Tested\$40,775
 Hull Material:.....Fiberglass
 Length:22' 0"
 Beam:8' 6"
 Deadrise at Transom:19 degrees
 Draft (drive down):.....34"
 Weight (w/ base engine): ..4525 lbs.
 Fuel Capacity:50 gals.
 Standard Power:.....MerCruiser
 220 hp 5.0L/Alpha 1
 Max. Horsepower:.....260

Engine as Tested

Make: ..MerCruiser 5.0L EFI/Alpha 1
 Propshaft Horsepower:.....240
 No. of Cylinders:.....V-8
 Displacement:5.0 liters/
 305 cid
 Weight:.....938 lbs.
 Full-Throttle rpm Range: 4400-4800
 Propeller:Vengeance 14 $\frac{1}{4}$ "x17"
 stainless steel 3-blade
 Gear Ratio1.47:1

Notable Standard Equipment:

Bimini top, cabin carbon monoxide detector, four-speaker Clarion AM/FM/cassette with dash remote, portable marine head, Ritchie compass

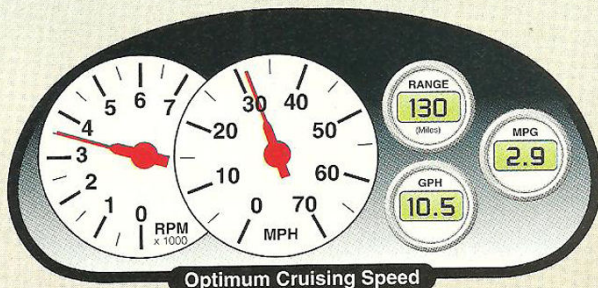
Notable Optional Equipment:

Dual 27 series batteries with selector switch, bow roller, remote transom trim switch, Bennett hydraulic trim tabs

Sea Ray Boats

Dept. TBM
 2600 Sea Ray Blvd.
 Knoxville, TN 37914
 800/SRBOATS
searay.com

TEST RESULTS



Top Speed

43.7
mph

Engine (rpm)	Speed (mph)	Fuel (gph)	(mpg)	Range* (miles)
1000	5.0	1.4	3.6	162
1500	7.2	2.5	2.9	130
2000	8.5	4.1	2.1	94
2500	11.5	6.2	1.8	81
3000	22.7	7.7	2.9	130
3500**	31.0	10.5	2.9	130
4000	36.1	12.7	2.8	126
4500	40.5	16.4	2.5	112
4800 (WOT)	43.7	18.6	2.3	103

* Based on 90% fuel capacity

** Optimum cruising speed

Acceleration

0 to 30 mph: 9.7 seconds

dBa Measurements

Idle at Helm (750 rpm): 67

Idle at Transom (750 rpm): 72

Cruise at Helm (3500 rpm): 85

WOT at Helm (4800 rpm): 94

AMERICAN
BOATS
 TRAILER

Déjà Vu




**Bayliner's new 2452
Classic**

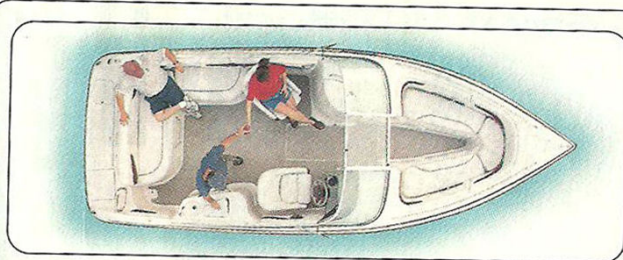
Crownline 230BR



AMERICAN
TRAILER **Boats**



■ The Volvo Penta 5.7L GSi V-8 is tucked neatly under the transom seat. A 24-inch-deep bow locker provides plenty of room for an anchor, chain and line.



CROWNLINE 230BR

Base Price (w/o trailer):\$34,443
 Price as Tested (w/o trailer): \$39,321
 Hull Material:Fiberglass
 Length:23' 0"
 Beam:8' 6"
 Deadrise at Transom:18 degrees
 Draft (drive down):32"
 Weight (w/ base engine):4200 lbs.
 Fuel Capacity:59 gals.
 Standard Power: ..MerCruiser 240 hp
 5.0L EFI/Alpha 1
 Max. Horsepower:425

speaker upgrade, flip-up bolster for helm seat, diamond hull graphics, digital depth meter, woodgrain dash panel

Engine as Tested:

Make:.....Volvo Penta 5.7L GSi/SX
 Propshaft Horsepower:.....280
 No. of Cylinders:V-8
 Displacement:5.7 liters/350 cid
 Weight:.....991 lbs.
 Full-Throttle RPM Range:5000
 Propeller:14 3/4" x 17"
 stainless steel 3-blade

Notable Standard Equipment:

Sunbrella convertible top, pressurized freshwater system, snap-in carpeting, tilt steering wheel, Sony two-speaker AM/FM/cassette stereo, portable marine head

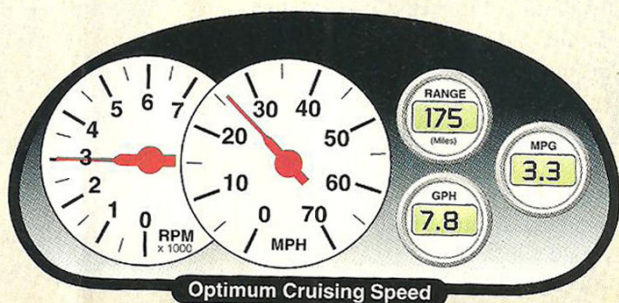
Notable Optional Equipment:

Bimini top, full camper canvas, AM/FM/CD stereo upgrade, four-

Crownline Boats, Inc.

Dept. TBM
 11884 Country Club Road
 West Frankfort, IL 62896
 618/937-6426
crownlineboats.com

TEST RESULTS



Top Speed

47.8
mph

Engine (rpm)	Speed (mph)	Fuel (gph)	Fuel (mpg)	Range* (miles)
1000	5.9	1.6	3.7	196
1500	7.9	3.0	2.6	138
2000	10.3	4.5	2.3	122
2500	18.7	6.4	2.9	152
3000**	26.0	7.8	3.3	175
3500	32.7	10.3	3.2	170
4000	39.9	13.8	2.9	152
4500	42.4	15.6	2.7	143
5000 (WOT)	47.8	24.0	2.0	106

* Range based on 90% fuel capacity

** Optimum cruising speed

Acceleration

0 to 30 mph: 6.4 seconds

dBa Measurements

Idle at Helm (750 rpm): 82
 Idle at Transom (750 rpm): 86
 Cruise at Helm (3000 rpm): 98
 WOT at Helm (5000 rpm): 108

